



SCHOOL NAME : _____

Hurray! Summers again and it's time for a break! Let us break the monotony of doing the same boring home assignments and explore the interesting ongoing themes through different subjects.

There are two themes, labelled as Theme 1 and Theme 2. Choose **any one theme** and explore about the same through the projects defined under each subject.



Practice the mantra of "PLEASE", "SORRY" and "THANK YOU" during the holidays and share your experiences with your friends.

Wishing you all 'A HAPPY AND HEALTHY' summer break!

THEME 1

Feeling Fresh, Smelling Clean, Always Practice Good Hygiene

Hygiene refers to the practice of maintaining good health by keeping oneself and ones' surroundings clean. It is very important for us to practice hygienic habits to keep diseases at bay. Let us explore about hygiene and healthy habits.

Exciting ENGLISH

Spin-o-Wheel on Hygiene

Prepare a Spin-o-Wheel by dividing a circular cutout into 4 sections. Draw any four practices you do in your daily life to keep yourself and your surroundings clean and healthy. Also, take help of your parents or siblings to write the keywords for all the four practices.

Rotate the wheel and tell your parents whether you followed the practice, on which the pointer of the wheel stops, on that day or not by speaking the sentence in English. Play this game for at least 4 days. You may record your voice recordings and submit the same to your teachers, when you go back to school after vacation. Also, submit the wheel and play the game with your classmates in the class.

हर्षाती हिंदी

फिट है, तो हिट है!

चार्ट पर स्वास्थ्य संबंधित किन्हीं तीन अच्छी और तीन बुरी आदतों के चित्र लगाएँ। उस चार्ट के माध्यम से उन आदतों के बारे में बताएँ और अपने मम्मी-पापा को उसकी ऑडियो या विडियो रिकॉर्डिंग करने के लिए कहें। (नोट: अभिभावक रिकॉर्डिंग को कक्षा अध्यापिका को भेज दें।)

Ecstatic EVS

My Hygiene Chart

Always keep yourself clean. Ask your parents to click your pictures while you follow some of the steps to keep yourself clean. Paste the pictures on a chart and write a few lines about the same. Some examples of keeping yourself clean are given below.

I brush my teeth twice a day.

I take bath daily.

I keep my nails short and clean.

I comb my hair daily.

I wear clean clothes and shoes every day.

Magnetic MATH

Daily Record: My Cleanliness

Prepare a daily chart for a week to keep a record on how you keep yourself clean. Make a table on a sheet of paper having columns for each day of the week. Fill the table with the count of each activity given below based on your daily routine. You may add more hygiene practices from your daily routine. Also, decorate your chart.

I brush my teeth. I take bath. I wash my hair.

I trim my nails.

I wash my hands after coming back from outside.

I wash my hands after using washroom.

I wash my hands before meals.

Activities	Sun	Mon	Tue	Wed	Thurs	Fri	Sat
I brush my teeth in the morning							
I take bath							
I wash my hair							
I trim my nails							
I wash my hands							



One must follow safety rules in order to avoid any accident or injury as accidents can happen anywhere and anytime. They can happen at school, playground, on the roads and even at home. Let us find out what these safety measures are.

Exciting ENGLISH

My Pocket Diary of Safety Symbols

Prepare a pocket size diary using coloured sheets of paper on safety symbols. Choose any one of the following places and create as many symbols as you can with a brief description to define safety at the chosen place.

- Safety at playground
- Safety at school
- Road Safety
- Safety in swimming pool

हर्षाती हिंदी

सड़क नियमों पर चलें, सुरक्षित रहें

सड़क सुरक्षा के नियमों के बारे में मम्मी-पापा से पूछें। सुरक्षा नियमों के बारे में जानने के बाद मम्मी-पापा की सहायता से चार्ट पर ट्रैफिक लाइट्स बनाकर उन पर एक कविता बनाएँ। उस कविता को (मोबाइल, पेन ड्राइव या सीडी में) रिकॉर्ड करें। उस कविता को कक्षा में पूर्ण हाव-भाव के साथ प्रस्तुत भी करें।

Ecstatic EVS

My First Aid Kit

Prepare a first aid kit using a shoe box.

The lid of the kit should have - your name, emergency contact numbers, name of any two nearest hospitals along with their contact numbers and ambulance number.

Ensure that each kit should have the following items: a pack of bandage, cotton roll, ointment, antiseptic cream, antiseptic liquid, soap/sanitiser, crepe bandage, set of gloves and medical tape.

The kit should have table of contents and the quantity of each item, pasted in the inner side of the box.




Magnetic MATH

My Safe Home

Make a model of a house using different shaped cardboard cutouts, taking help of your parents or siblings. Ask them to share the list of safety measures that one should take at home. Few examples are given below.

- Walk slowly on stairs.
- Use sharp objects very carefully.
- Do not touch hot objects with bare hands.
- Do not touch electrical appliances with wet hands and bare feet.

Ask your parents to click your pictures while you are practicing a few safety measures at home. Take the prints of the pictures and paste the same on the model of the house. You may also draw the pictures of safety measures at home. Also, name and decorate the house showing the safety at home. Refer to the sample picture.





MATH PRACTICE

1. Fill in the missing numbers in the grid given below.

100	99	98		96	95		93	92	
90		88	87	86		84	83		81
80	79		77	76	75		73	72	



2. Write the numbers that come just after, before or in between the given numbers.

- a. 37 ___ b. 68 ___ 70 c. 69 ___ d. ___ 18 e. 53 ___ 55 f. ___ 91

3. Observe the patterns given below and draw the next picture in the pattern.



4. Count and compare the objects given below using symbols '<', '>' or '='.



5. Circle the odd one out from the given set of pictures.



6. Fill in the boxes.

- a) 5 tens = b) tens = 70 c) tens = 100

7. Rearrange and write the numbers given below in correct order.

a) 21, 19, 22, 23, 20 _____, _____, _____, _____, _____,

b) 84, 87, 86, 85, 83 _____, _____, _____, _____, _____,


c) 91, 90, 93, 94, 92 _____, _____, _____, _____, _____,

8. Complete the sentences.

- a) The number name of the number that comes just before eighteen is _____.
- b) The number name of the number that comes in between twelve and fourteen is _____.




9. Tick (✓) the appropriate object in the picture based on sentence given below it.



Toy near the chair.



The boy at the top of the ladder.



The cat on the bench.


10. Arrange the dolls from biggest to smallest in order to decode the name using the letters given below each doll.




A



S



A






H






R

11. Count and write the number of shapes in the given picture.



Triangle 
 Rectangles 
 Squares 

Semi-Circle 
 Circle 
 Star 

ENGLISH PRACTICE

Reading is fun and informative! Read a book of your choice during the summer vacation. Also, read a newspaper daily, for 10 minutes and find 3 words that you haven't read before. Form your own 'Vocabulary Book' by writing the words with their meanings and frame sentences using the same words.